




MODELS **8000RC**  
**8000SM**

**8,000 lbs.**  
**of hard**  
**cracked ice**  
**in 24 hrs.**  
**(3,628 Kg.)**

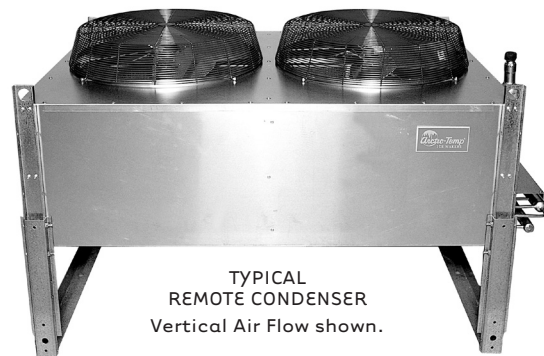
Arctic-Temp is the developer and leading producer of VERTICAL TUBE INDUSTRIAL ICE MACHINES. We provide a straight-forward, uncomplicated design that provides maximum ice production while using less electricity than other ice machines in this capacity range.

- » **Highly efficient Copeland Discus Compressor.**
- » **Double Walled Vertical Tube Evaporators For Maximum Production.**
- » **Hot Gas Defrost for rapid harvest and quick recovery.**
- » **All Stainless Steel Welded Construction.**



- » **No moving parts in the freezing zone.**
- » **Harvest Hold (PHC) for definite defrost in varying temperature.**
- » **R-404A Refrigerant.**
- » **Factory Assembled, Fully Charged & Tested.**
- » **USDA Approved.**

» **PLEASE REFER TO OUR GENERAL CATALOG FOR ADDITIONAL INFORMATION AND SPECIFICATIONS ON ARCTIC-TEMP ICE MAKERS.**



TYPICAL  
REMOTE CONDENSER  
Vertical Air Flow shown.

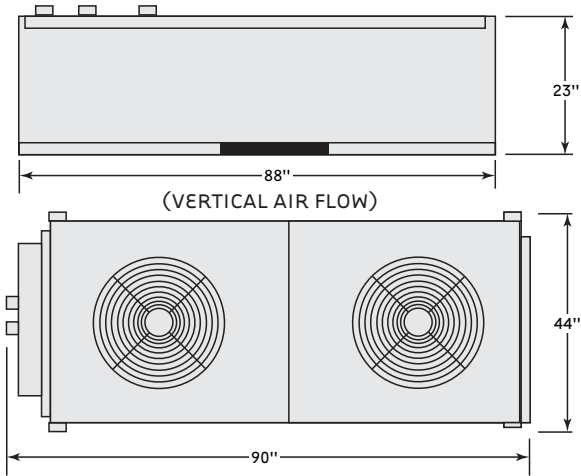
## QUALITY INDUSTRIAL ICE MACHINES SINCE 1959

Manufactured by HOLIDAY ICE, Inc. • 204 Short Avenue • Longwood, FL 32750-5130  
Phone (407) 831-2077 • FAX (407) 834-3359 • [www.arctic-temp.com](http://www.arctic-temp.com)  
Arctic-Temp is a Registered Trademark of Holiday Ice, Inc. © Copyright 2010 by Holiday Ice, Inc. All Rights Reserved.

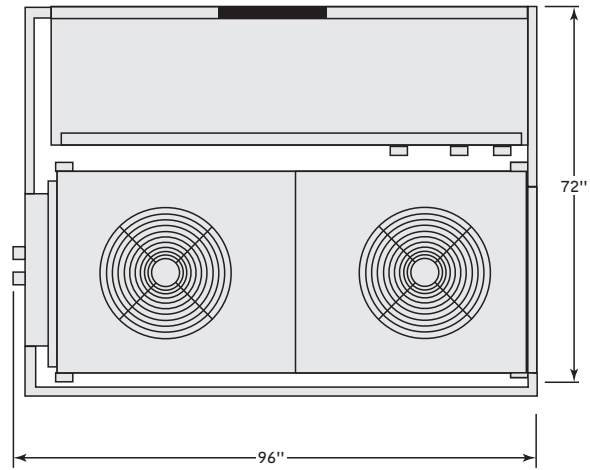
## DIMENSIONAL DATA

TOP VIEW

### REMOTE CONDENSER ICE MACHINE 8000RC



### SKID MOUNTED ICE MACHINE 8000SM



### SPECIFICATIONS ARCTIC-TEMP® MODEL 8000RC

ICE PRODUCTION (LBS.) in 24 Hours	8,000		
COMPRESSOR	10		
ELECTRICAL V/HZ/PH	208/230/460-3-60 200/400-3-50		
METHOD OF CONDENSING	AIR REMOTE		
DIMENSIONS JACKETED	HEIGHT	60"	
	WIDTH	88"	
	DEPTH	23"	
CONDENSER DIMENSIONS	LENGTH	90"	
	WIDTH	44"	
	HEIGHT	30"	
REFRIGERANT CHARGE	38 LBS. APPROX.		
APPROX.. MACHINE WEIGHT (LBS.)	UNCRATED	MACHINE	1,125 LBS.
		COND	525 LBS.
	CRATED	MACHINE	1,250 LBS.
		COND	650 LBS.
WATER CONSUMPTION (GAL./24 HRS.)	963		

### ARCTIC-TEMP MODEL 8000SM

In certain applications where roof mounting or custom bunker mounting is desired, it may be economical to Skid Mount the highside and lowside components on a common base in order to obtain a PACKAGED ICE MACHINE.

ALL PACKAGED ICE MACHINES are fully assembled and thoroughly tested prior to shipping.

Holiday Ice can perform your custom work to make the installation easier, future service more convenient, and reduce the installation costs.

### ADDITIONAL SPECIFICATIONS FOR SKID MOUNTING:

BASE	LENGTH	96"
DIMENSIONS	WIDTH	72"
	HEIGHT	64"
APPROX.. WEIGHT (LBS.)	2,050	

